

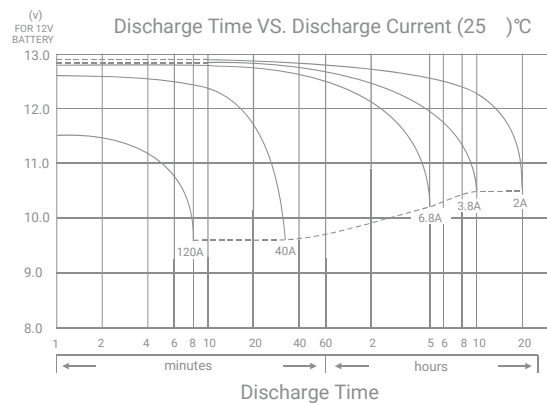
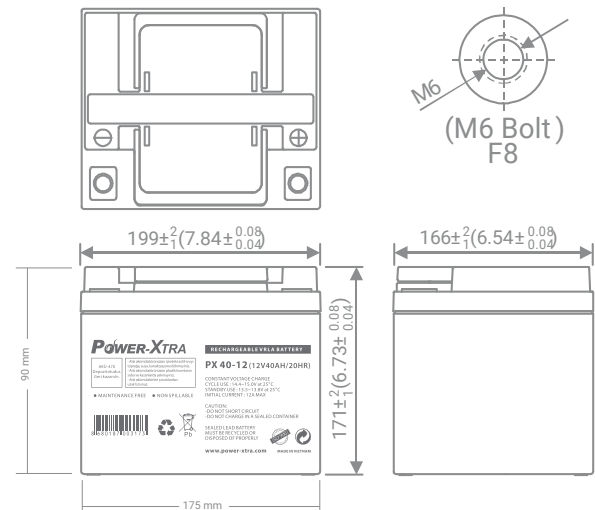
PX40-12N 12Volt 40Ah

Specifications

Nominal Voltage(V)	12V		
Nominal Capacity			
20 hour rate (2A to 10.50V)	40Ah		
10 hour rate (3.8A to 10.50V)	38Ah		
5 hour rate (6.8A to 10.20V)	34Ah		
1 C (40A to 9.60V)	22.67Ah		
3 C (120A to 9.60V)	16Ah		
Weight	Approx. 13.4kg(29.5Lbs.)		
Internal Resistance (at 1KHz)	Approx. 7.5 mΩ		
Maximum Discharge Current for 5 seconds:	480A		
Charging Methods at 25 °C(77°F)			
Cycle use:			
Charging Voltage	14.4 to 15.0V		
Coefficient -5.0mV/ °C/cell			
Maximum Charging Current :	12A		
Standby use:			
Float Charging Voltage	13.5 to 13.8 V		
Coefficient -3.0mV/ °C/cell			
Operating Temperature Range			
Charge	-15°C(5°F)	to	40 °C(104°F)
Discharge	-15°C(5°F)	to	50 °C(122°F)
Storage	-15°C(5°F)	to	40 °C(104°F)
Charge Retention (shelf life) at 20 °C(68°F)			
1 month	92%		
3 month	90%		
6 month	80%		
Case Material	ABS (Option: UL94 HB & UL94 V-0 flame retardant)		
Terminal	F8		
Description of torque value of hard ware for the terminals:			
Recommended torque value	M6: 5.39 N-m (55kg-cm)		
Maximum allowable torque value	M6: 8.82 N-m (90kg-cm)		

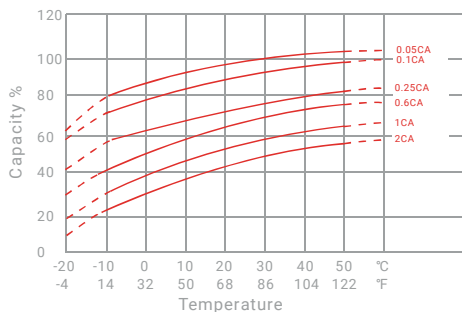
Dimensions

mm(inch)

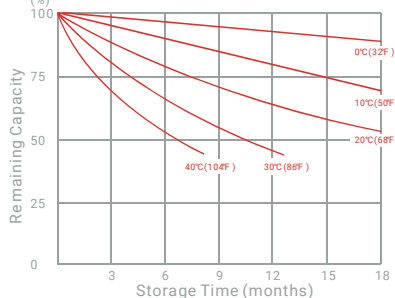


PX40-12N 12Volt 40Ah

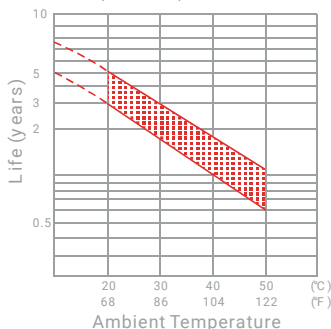
Effect of Temperature on Capacity 25 (77) °F



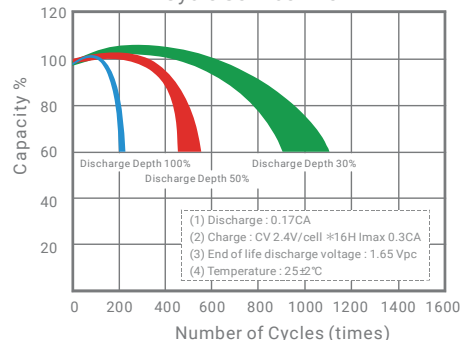
Capacity Retention Characteristic



Trickle (or float) Service Life



Cycle Service Life



- PERFORMANCE DATA

Discharge Rates in Watts to Various End Voltages at 25 °C(77°F)

End Voltage		1.85V	1.80V	1.75V	1.70V	1.67V	1.65V	1.60V
6	min	1087	1427	1690	1878	1964	2003	2083
8	min	923	1183	1381	1521	1585	1614	1672
10	min	822	1035	1194	1306	1357	1380	1426
15	min	691	841	951	1026	1061	1076	1107
20	min	587	697	777	831	855	866	889
30	min	468	538	587	620	635	642	655
60	min	398	414	422	425	427	429	430
90	min	273	283	288	291	292	293	294
120	min	226	234	239	240	241	242	243
180	min	157	162	165	166	167	167	168
240	min	121	125	127	128	129	129	130
300	min	98.7	102	104	104	105	105	106
480	min	64.4	66.6	67.5	68.0	68.2	68.4	68.7
600	min	41.6	42.9	44.1	45.3	45.8	46.4	47.2
1200	min	21.3	22.5	23.6	24.5	24.9	25.4	26.1

- Discharge Rates in Amperes to Various End Voltages at 25 °C(77°F)

End Voltage		1.85V	1.80V	1.75V	1.70V	1.67V	1.65V	1.60V
6	min	100	131	155	172	180	184	191
8	min	83.9	108	126	138	144	147	152
10	min	73.4	92.4	107	117	121	123	127
15	min	60.6	73.8	83.4	90.0	93.0	94.4	97.1
20	min	51.0	60.6	67.5	72.3	74.4	75.3	77.3
30	min	40.0	46.0	50.2	53.0	54.3	54.8	56.0
60	min	33.5	34.8	35.4	35.7	35.9	36.0	36.2
90	min	22.9	23.7	24.2	24.4	24.4	24.5	24.6
120	min	18.9	19.6	20.0	20.1	20.2	20.3	20.3
180	min	13.1	13.5	13.8	13.9	13.9	14.0	14.0
240	min	10.0	10.4	10.6	10.6	10.7	10.7	10.8
300	min	8.19	8.48	8.61	8.67	8.70	8.73	8.76
480	min	5.33	5.51	5.59	5.63	5.65	5.66	5.69
600	min	3.52	3.70	3.87	3.98	4.02	4.07	4.12
1200	min	1.87	1.95	2.03	2.07	2.09	2.12	2.14

All data on the spec. sheet is an average value:

The tolerance range : X < 6min(+15%~-15%), 6min ≤ X < 10min(+12%~-12%), 10min ≤ X < 60min(+8%~-8%), X ≥ 60min(+5%~-5%)